






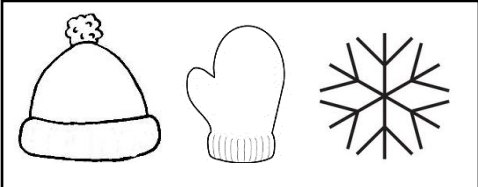
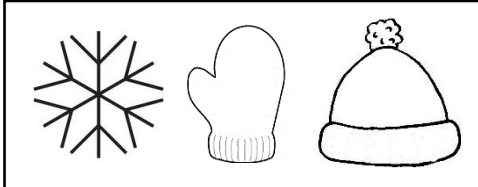


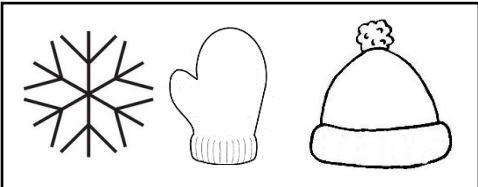
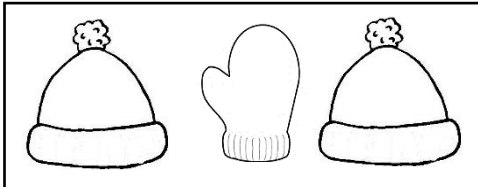

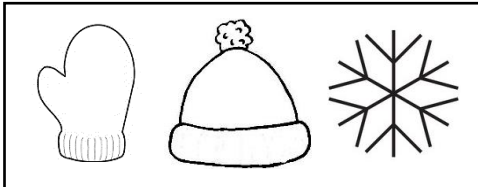
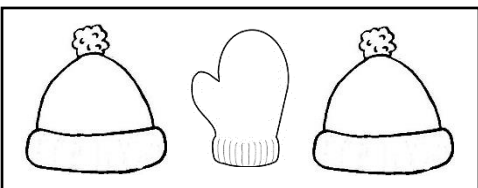

## DOKRESLENÍ RUKAVIC

RUKAVICE JSOU V ZIMĚ NUTNÉ, ABY SE NÁM NA PRSTECH NEUDĚLALI OMRZLINY. TYTO RUKAVIČKY JSOU VŠAK TROCHU PONIČENÉ. Z POLOVINY SE JIM SMAZAL OBRÁZEK. ZVLÁDNEŠ JEJ DOKRESLIT A RUKAVIČKY VYBARVIT?




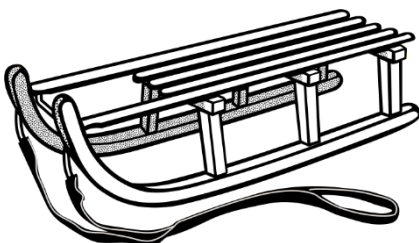


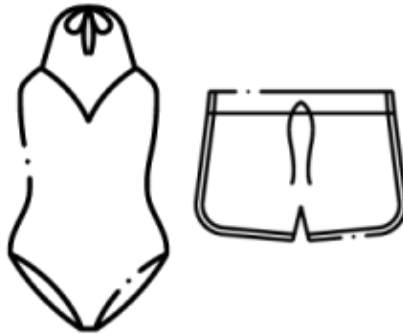


## ZIMNÍ PEXESO

NAJDI STEJNÉ KARTIČKY A SPOJ JE K SOBĚ ČAROU.

	●	
	●	
	●	
	●	
	●	
	●	
	●	


**ZIMNÍ SPORTY**

POZNÁŠ, CO JE NA OBRÁZKÁCH ZA SPORTY? VYTLESKEJ A VYBARVI TOLIK KOLEČEK, KOLIK MAJÍ SLOVA SLABIK. KTERÉ Z TĚCHTO SPORTŮ NEJSOU ZIMNÍ? PŘEŠKRTNI JE ČERVENOU PASTELKOU.




**SNĚHULÁCI – PRAVOLEVÁ ORIENTACE**

SNĚHULÁKY, KTEŘÍ MAJÍ NOS DOPRAVA, VYBARVY ŽLUTOU BARVOU. SNĚHULÁKY S NOSEM VLEVO VYBARVI MODROU BARVOU. SNĚHULÁKY S NOSEM DOLŮ VYBARVI ZELENOU BARVOU. SNĚHULÁKY S NOSEM NAHORU VYBARVY ČERVENOU BARVOU.



**PTÁČKOVÉ V ZIMĚ**

NAJDI V TABULCE PÍSMENA, Z NICHŽ SE SKLÁDAJÍ JMÉNA PTÁČKŮ A VYBARVI JE.





S	T	E	H	L	Í	K
---	---	---	---	---	---	---

A	B	C	D	E	F	G	H
Í	J	K	L	M	N	O	P
R	S	T	U	V	X	Y	Z

V	R	A	B	E	C
---	---	---	---	---	---

A	B	C	D	E	F	G	H
I	J	K	L	M	N	O	P
R	S	T	U	V	X	Y	Z







S	Ý	K	O	R	A
---	---	---	---	---	---

A	B	C	D	E	F	G	H
I	J	K	L	M	N	O	P
R	S	T	U	V	X	Y	Z


## BRUSLAŘSKÁ GRAFOMOTORIKA

POMOZ BRUSLAŘI BEZPEČNĚ PŘEJET PO JEZEŘE. OBJEĎ NĚKOLIKRÁT KAŽKOKU DÍRU.



## JAK SE STAVÍ SNĚHULÁK


TAK, TAK, TAK, TAK SE STAVÍ SNĚHULÁK. ROZSTŘÍHEJ OBRÁZKY PODLE ČAR A POTÉ JE POSKLÁDEJ A NALEP POPOŘADĚ TAK, JAK POSTUPNĚ VZNIKÁ SNĚHULÁK.




## TAK TROCHU JINÁ OMALOVÁNKA

VYBARVI OBRÁZKY PODLE POKYNŮ.

VYBARVI MENŠÍ OBRÁZEK



VYBARVI VĚTŠÍ OBRÁZEK





VYBARVI NEJMENŠÍ OBRÁZEK



VYBARVI NEJVĚTŠÍ OBRÁZEK





VYBARVI OBRÁZKY, KTERÉ NEJSOU NEJMENŠÍ, ANI NEJVĚTŠÍ.






















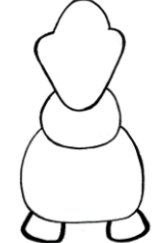










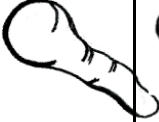




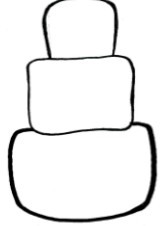







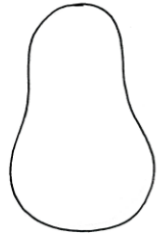






## NENÍ ZIMA JAKO ZIMA

NAJDI PĚT ROZDÍLŮ A ZAKROUŽKUJ JE. OBRÁZKY MŮŽEŠ VYBARVIT.



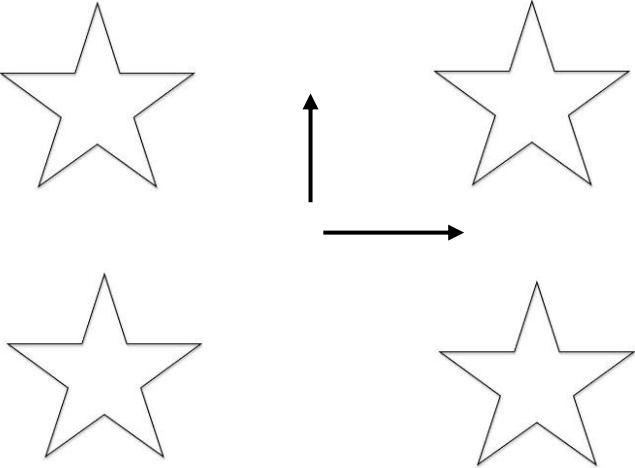
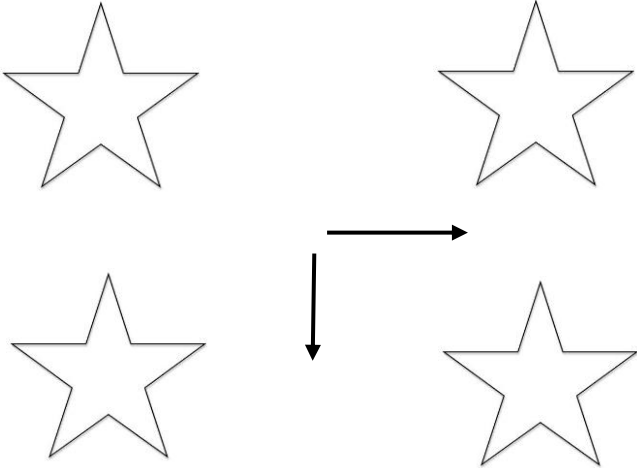
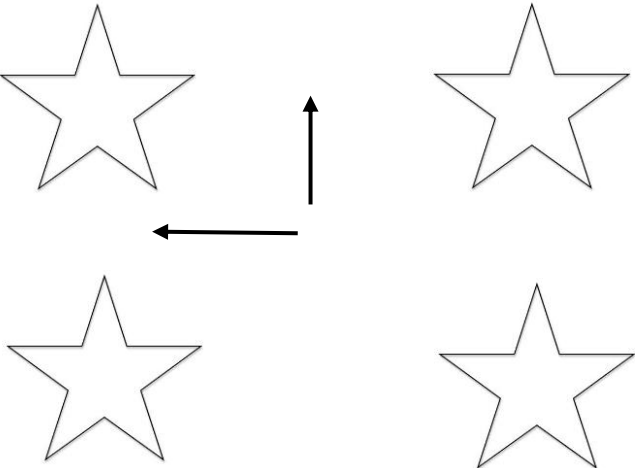
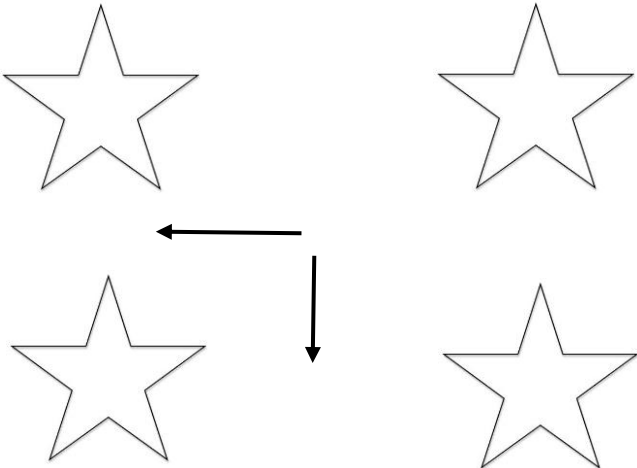
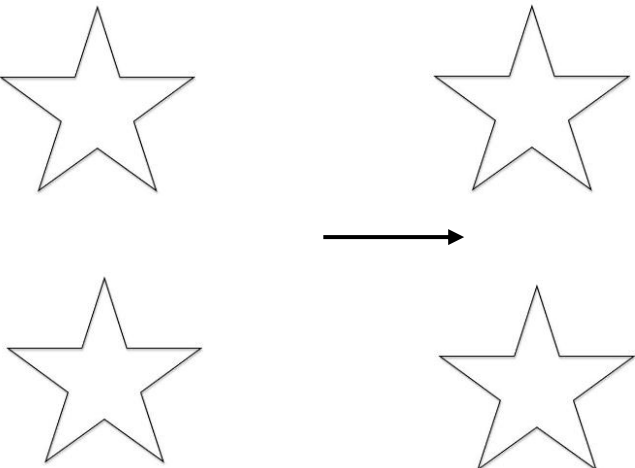

## HRA: HOĎ A KRESLI SNĚHULÁKA

BUDETE POTŘEBOVAT JEN TENTO LIST, PAPÍR, TUŽKU A HRACÍ KOSTKU. KRESLIT MŮŽE JEDEN, DVA I KLIDNĚ PĚT HRÁČŮ ZÁROVEŇ. PRAVIDLA JSOU JEDNODUCHÁ: HRÁČI SE STŘÍDAJÍ V HODU KOSTKOU A POSTUPNĚ KRESLÍ PODLE TABULKY A ČÍSLA NA KOSTCE ČÁSTI SNĚHULÁKA. PO SEDMI KOLECH (HODECH) KAŽDÉMU VZNIKNE JINÝ SNĚHULÁK.

	1. hod	2. hod	3. hod	4. hod	5. hod	6.hod	7. hod
							
							
							
							
							
							

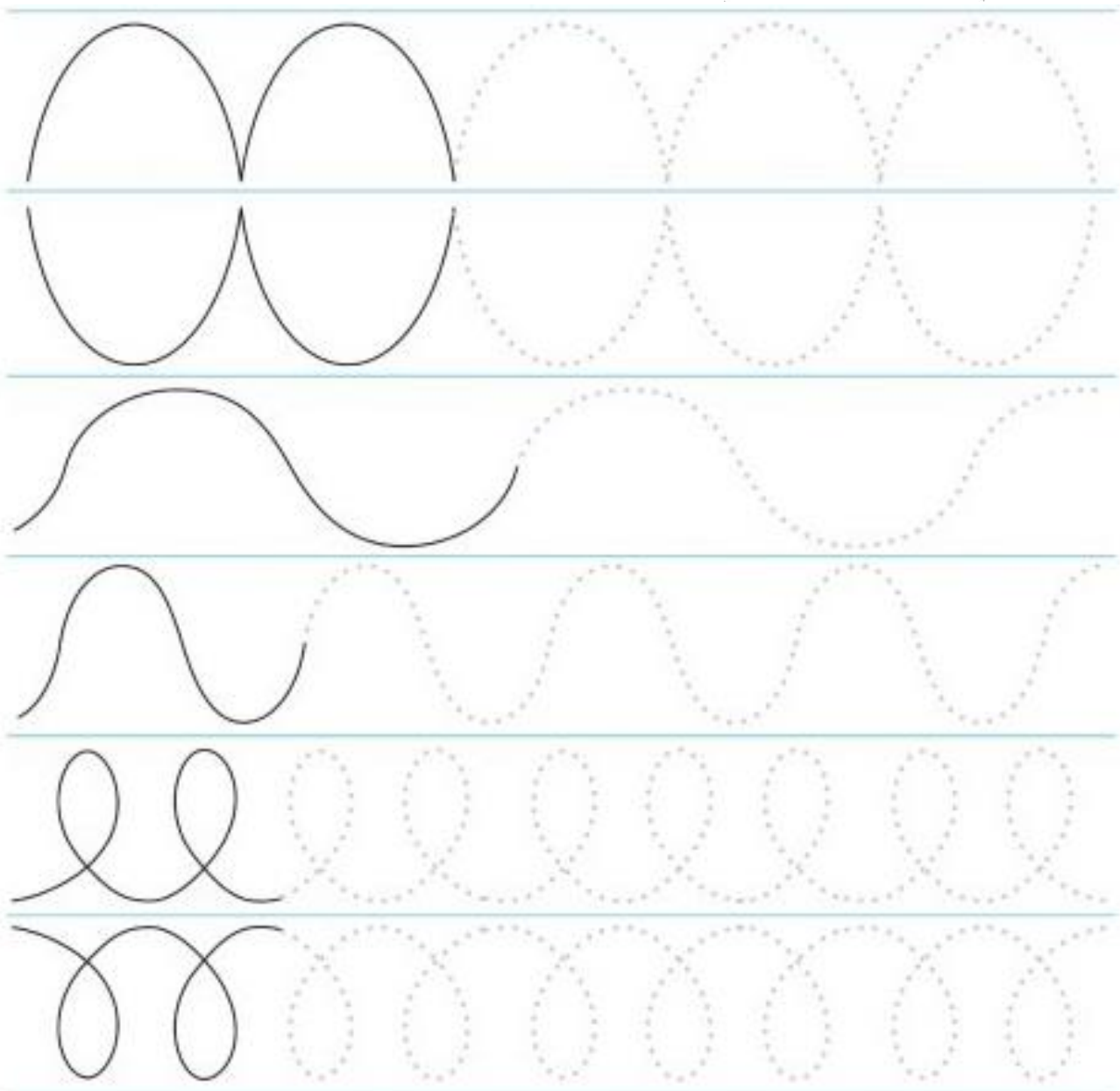

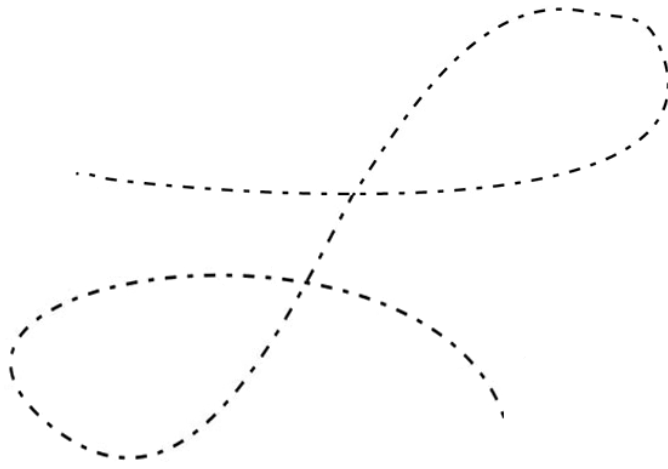
## NAJDI TU SPRÁVNOU HVĚZDU

VYBARVI OBRÁZKY PODLE POKYNŮ.

<p>VYBARVI OBRÁZEK VPRAVO NAHOŘE</p> 	<p>VYBARVI OBRÁZEK VPRAVO DOLE</p> 
<p>VYBARVI OBRÁZEK VLEVO NAHOŘE</p> 	<p>VYBARVI OBRÁZEK VLEVO DOLE</p> 
<p>VYBARVI OBRÁZEK VPRAVO NAHOŘE</p> 	<p>VYBARVI OBRÁZEK VLEVO DOLE</p> 


## BRUSLAŘI

OBTÁHNI A POKUS SE NAPODOBIT TVARY MALÉ BRUSLAŘKY.






**ZIMNÍ SUDOKU**

DOKRESLI OBRÁZKY TAK, ABY SE V ŽÁDNÉM SLOUPCI ANI ŘÁDKU ŽÁDNÝ OBRÁZEK NEOPAKOVAL.

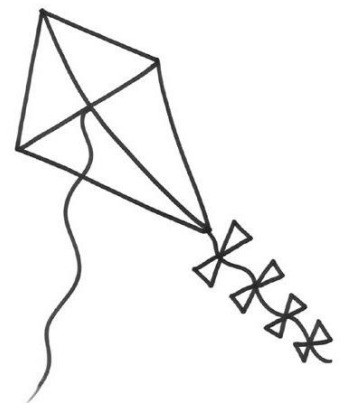
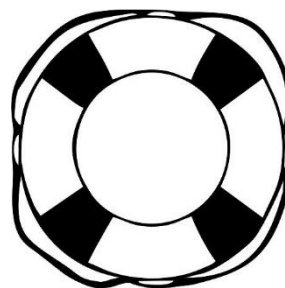
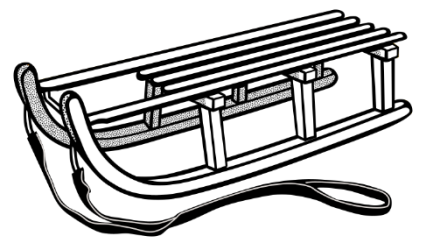


## POPLETENÉ OBRÁZKY

POJMENUJ OBRÁZKY A VYBARVI JEN TY, KTERÉ SOUVISÍ SE ZIMOU.




# ZIMA





**UHLÍKY**

CESTOU PŘES ZASNĚŽENOU PLOCHU SNĚHULÁCI SBÍRALI UHLÍ NA KNOFLÍKY. SPOČÍTEJ KOLIK JICH KAŽDÝ NASBÍRAL, A VYZNAČ, KUDY ZŘEJMĚ ŠEL.



**SCHOVÁVANÁ VE SNĚHU**


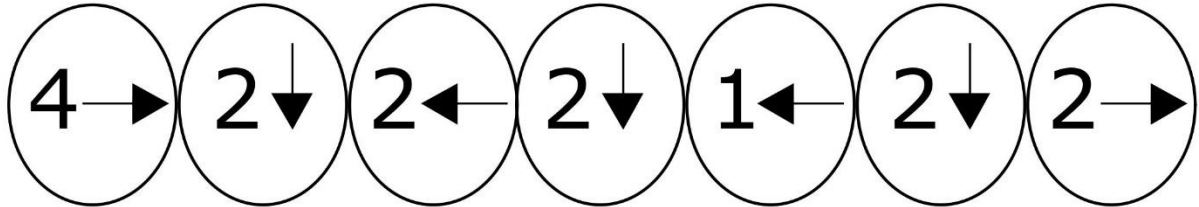
VE SNĚHU POD PTAČÍM KRMÍTKEM SE ZTRATILI TYTO HRAČKY. NAJDI JE A VYBARVI.





**CESTA NA KOPEC**

POMOŽ NAJÍT CHLAPCI CESTU NA KOPEC, ABY SI MOHL ZASÁŇKOVAT. POSTUPOJ VŽDY SPRÁVNÝM SMĚREM O DANÝ POČET POLÍ. BAREVNĚ TYTO POLÍČKA OZNAČ, ABY CHLAPEC NAŠEL CESTU ZPĚT.



**PTAČÍ KRMÍTKA**

ROZSTŘÍHEJ OBRÁZKY PODLE ČÁRY A POTÉ JE SPRÁVNĚ PŘIŘAĎ DO TABULKY NA DALŠÍ STRANĚ. DÁVEJ POZOR KOLIK PTÁČKŮ JE NA BUDCE A KOLIK POD BUDKOU NA ZEMI.

